

INSTALLATION & OPERATION

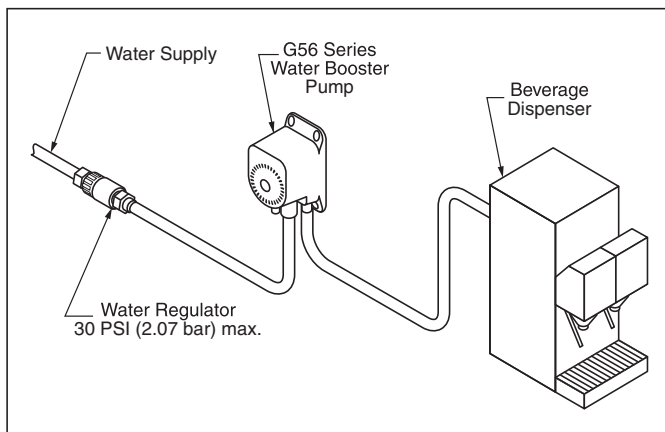
DESCRIPTION

FLOJET's 1750 series Inline Water Pressure Regulator reduces inlet water pressure to safe levels for pumps and appliances. Equipment is additionally protected from water-borne debris and particulates by the regulator's removable, cleanable inlet screen. Models are available in pre-set, non-adjustable maximum (nominal) outlet pressures. Actual outlet pressure varies with inlet flow rate and pressure, reference performance section below for details.

MOUNTING/PLUMBING

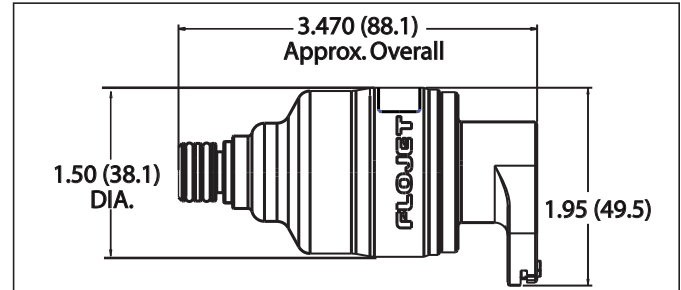
- Read General Safety Information below before starting.
- Confirm presence of screen in regulator inlet port.
- Wrap fitting threads with 1-2 winds of teflon pipe thread tape. When installing fittings, hand-tighten, adding only a 1/4 turn to avoid damaging threads. Consider using elbow fittings to reduce stress to regulator and tubing when installing in confined areas.
- **WARNING: Plastic fittings, 1/2" (13 mm) NPT MALE, ONLY, may be used. Use of metal fittings may damage regulator threads or crack regulator housing, voiding the warranty.**
- Position regulator before equipment/appliance inlet side. When possible, mount regulator where visible and accessible for cleaning. Arrow on regulator indicates direction of flow. Regulator may be mounted vertically or horizontally.
- Plumb regulator to braided, high-pressure, flexible tubing on both ends, and secure with Oetiker stainless-steel clamp. Do not plumb regulator directly to rigid tubing, or any pipe.
- Secure regulator and tubing with cable ties to reduce possibility of stress to regulator and tubing.

TYPICAL APPLICATIONS



DIMENSIONAL DRAWING

Inches (millimeters)



CLEANING

Inlet port screen should be inspected and cleaned, if needed, several times per year or more depending on water quality. See General Safety Information below before attempting.

GENERAL SAFETY INFORMATION

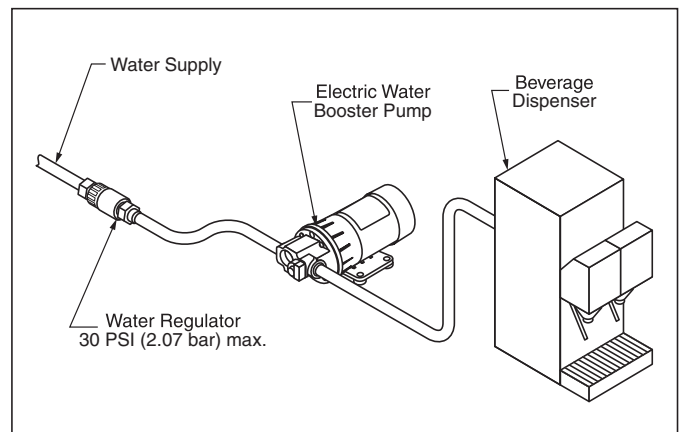
Protect yourself and others by observing all safety information for equipment and appliances. Shut off all power and drain pressure from system prior to any installation.

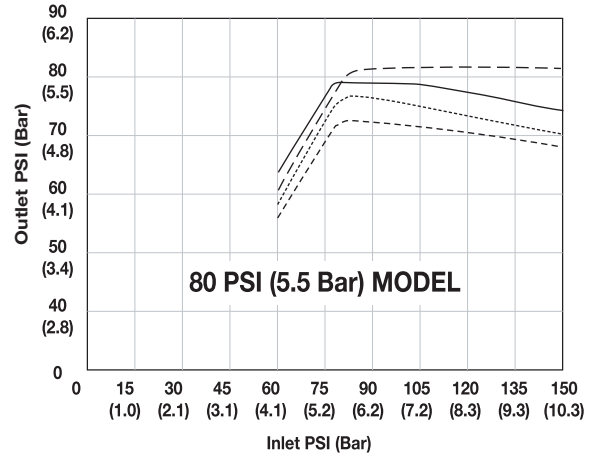
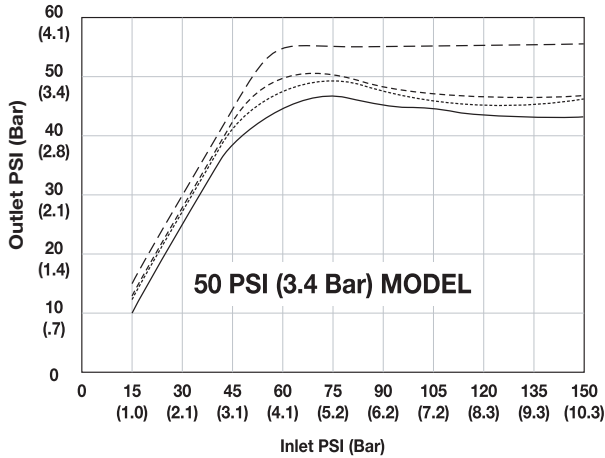
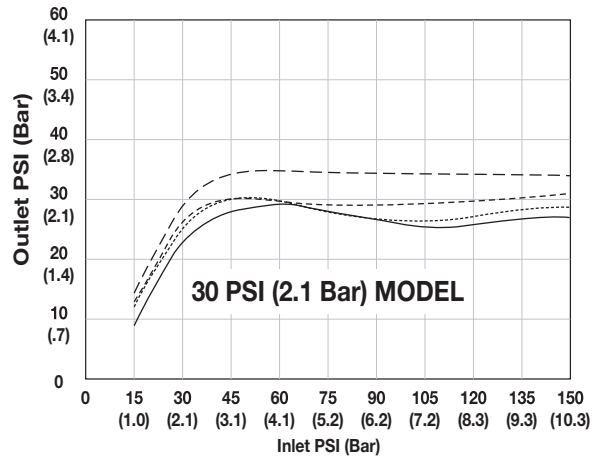
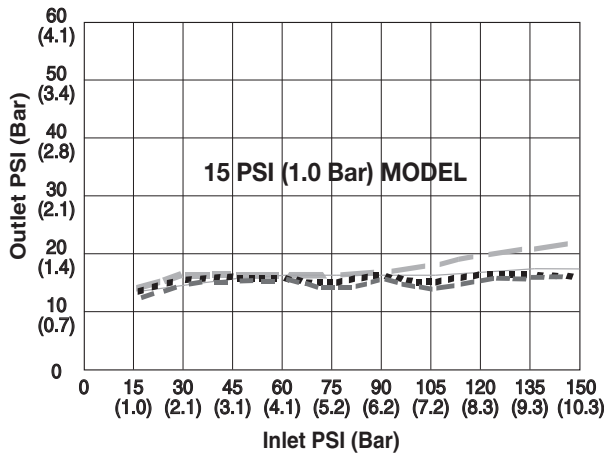
PRODUCT DATA

DesignInline water pressure regulator
Wetted PartsSantoprene, EPDM, 304 stainless steel, Celcon, Polypropylene, Buna, PVC, Nylon
Ports1/2" NPT female

PERFORMANCE SPECIFICATIONS

Inlet water pressure150 psi (10 bar) max.
Fluid temperature33-150 degrees (1 -65 degrees C)
NSF listed.....Component 18





TO CONVERT	TO	MULTIPLY BY
Gallons, U.S.	Liters	3.785
Liters	Gallons, U.S.	0.264
Pounds/Sq. Inch	Bar	0.069
Bar	Pounds/Sq. Inch	14.5
Fahrenheit	Celsius	(°F-32) .556
Celsius	Fahrenheit	(°C X 1.8) + 32

WARRANTY

FLOJET warrants this product to be free of defects in material and/or workmanship for a period of one year after purchase by the customer from FLOJET. During this one year warranty period, FLOJET will at its option, at no charge to the customer, repair or replace this product if found defective, with a new or reconditioned product, but not to include costs of removal or installation. No product will be accepted for return without a return material authorization number. All return goods must be shipped with transportation charges prepaid. This is only a summary of our Limited Warranty. For a copy of our complete warranty, please request Form No. 100-101.

STANDARD MODEL NUMBERING SYSTEM

1750-XXX Market Designation, Configuration
 3 = Bev/Ind, in-line w/1/2" NPT female ports
 4-9 Not assigned at this time

1750-XXX Maximum outlet pressure (nominal)
 0 = 50 psi
 1 = 45 psi
 2 = 30 psi
 3 = 80 psi
 5 = 15 psi

1750-XXX Fittings included
 0 = No fittings
 1 = 1/2" NPT male x 1/4" barb OD, 2 pcs
 2 = 1/2" NPT male x 3/8" barb OD, 2 pcs
 3 = 1/2" NPT male x 1/2" barb OD, 2 pcs

RETURN PROCEDURE

Prior to returning any product to FLOJET, call customer service for an authorization number. This number must be written on the outside of the shipping package. Place a note inside the package with an explanation regarding the reason for return as well as the authorization number. Include your name, address and phone number.

www.xylemflowcontrol.com

FLOJET
 a xylem brand

U.S.A. Flojet 666 E. Dyer Rd. Santa Ana, CA 92705 Phone: 949.608.3900 Fax: 949.608.3887	UNITED KINGDOM Flojet Bingley Road, Hoddesdon Hertfordshire EN11 0BU Tel: +44 (0) 1992 450145 Fax: +44 (0) 1992 467132	CANADA Fluid Products Canada 55 Royal Road Guelph, Ontario N1H 1T1 Tel: 519 821.1900 Fax: 519 821.2569
--	---	---

JAPAN
NHK Jabsco Company Ltd.
3-21-10, Shin-Yokohama
Kohoku-Ku, Yokohama, 222
Tel: 045.475.8906
Fax: 045.475.8908

GERMANY
Jabsco GmbH
Oststrasse 28
22840 Norderstedt
Tel: +49-40-53 53 73 -0
Fax: +49-40-53 53 73 -11

ITALY
Jabsco Marine Italia
Via Tommaseo, 6
20059 Vimercate, Milano
Tel: +39 039 685 2323
Fax: +39 039 666 307